



COMPANY WITH
QUALITY SYSTEM
CERTIFIED BY DNV GL
= ISO 9001:2015 =



USER'S MANUAL AND MAINTENANCE

LINEAR POTENTIOMETER WIRE-TRANSDUCER

PFA3000, PFA4000, PFA5000, PFA6000, PFA8000, PFA10000, PFA12000

Manual purpose

This manual has been designed by the Manufacturer to provide the necessary information regarding the transducer PFA_ to those who are authorized to carry out safely its installation, maintenance, dismantling and disposal. All the necessary information for the buyers and planners can be found in the Sales catalogue. Other than adopting good technical construction methods, the information should be read carefully and strictly applied. Inobservance of this information could cause risks for the health and safety of people and economical damage. This information, provided by the Manufacturer in the original language (Italian) is also available in other languages to satisfy legislative and/or commercial needs. A responsible person in an ideal place must keep this manual in good conditions so that it is always available for consultation. In case this manual is lost or deteriorates, a replacement should be requested directly from the manufacturer quoting the manual's code. This manual reflects the state of skill of the instrument at the time of input on the market: however the manufacturer reserves the right to make changes, add or improve the manual without giving any reason to hold the present manual inadequate.

Identification of the equipment

The identification plate represented is applied on the instrument.
To find out the identification code of the instrument, consult the sales catalogue.

Environmental conditions

Temperature setting: min. 0°C, max. + 50°C.

It is forbidden to use the instrument other than its specific use and in potentially explosive conditions or where anti- explosive elements are used.

Storage

Here below are some references to be followed for the storage of the instrument.
Avoid environments with excessive humidity and those exposed to bad weather (avoid open areas). Avoid putting the instrument directly on the ground. Store the instrument in its original packing.

Conformity declaration and EC marking

The instrument answers to the following Communitarian Directives:
2014/30/EU Electromagnetic compatibility, 2011/65/EU RoHS.

Maintenance

The instrument does not need a particular maintenance except cleaning to do only with a soft cloth dampen with ethylic alcohol or water. Do not use hydrocarbon solvents (petrol, diluents, etc.): the using of these products could affect the proper functioning of the instrument.
Reparations should be done only and exclusively at the FIAMA technical assistance centre.

Calibrations and tests

It is advisable to calibrate the instrument periodically, once every working year.
To do the calibration, follow the calibration procedure indicated in the present manual.

Assistance request procedure

For any kind of technical assistance request, contact the sales department of the Manufacturer directly indicating the information given on the identification plate, the number of hours used and the type of defect.

Manufacturer's responsibility

The manufacturer declines any responsibility in case of:

- Using the instrument contrary to the national safety and accident-prevention laws.
- Wrong installation, inobservance or wrong procedures of the instructions provided in the present manual.
- Defective electrical power supply.
- Modifications or tampering.
- Operations carried out by untrained or unqualified staff.

The safety of the instrument also depends on the strict observance of the procedures indicated in the manual: always operate the instrument in its functioning capacity and carry out a careful routine maintenance.

- All phases of inspection and maintenance should be done by qualified staff.
- The configurations provided in the manual are the only ones permitted.
- Do not try to use it anyway contrary to the indications provided.
- The instructions in this manual do not substitute but accomplish the obligations of the current legislation regarding the safety laws.

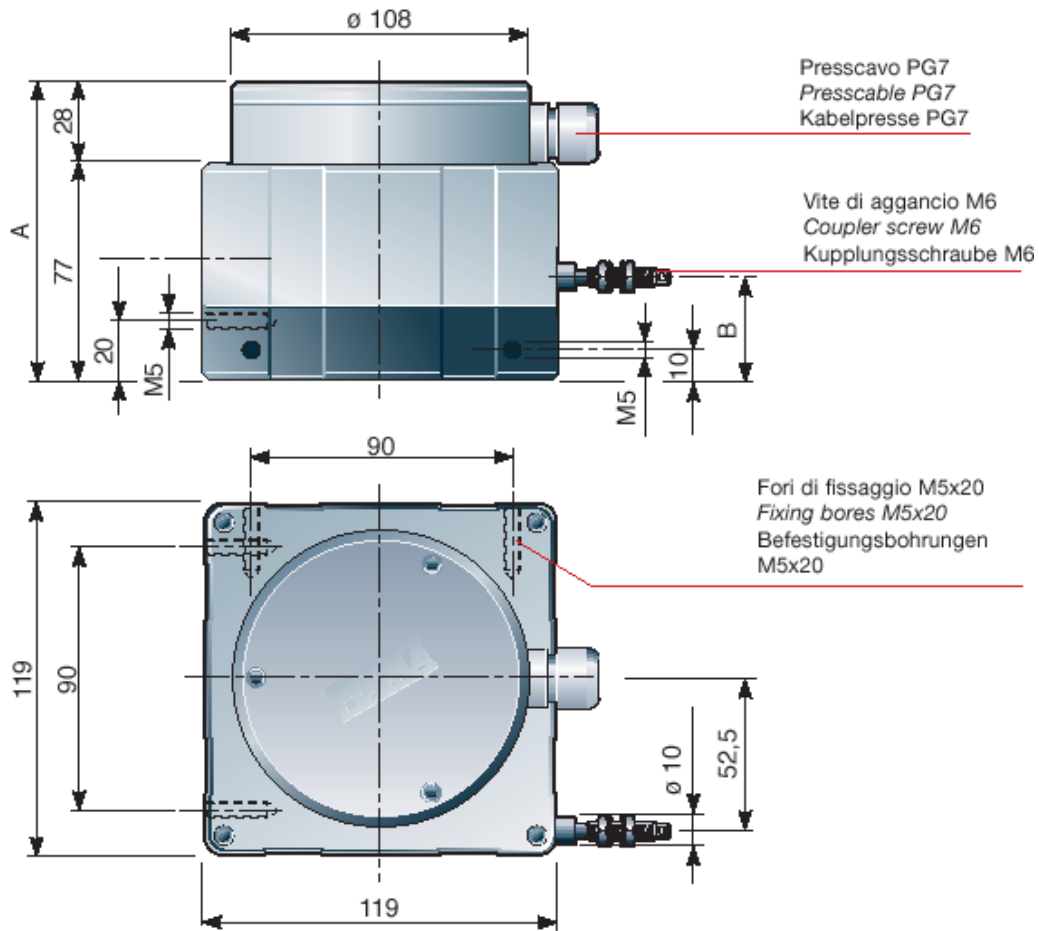
Description

The PFA3000, PFA4000, PFA5000, PFA6000, PFA8000, PFA10000 and PFA12000 are wire potentiometer position transducers that turn a linear motion into a potentiometric resistance change. They are made of a precision rotating potentiometer operated by a winding or unwinding, stainless steel wire. Stroke of 3200 mm for PFA3000, 4200 mm for PFA4000, 5200 mm for PFA5000, 6200 mm for PFA6000, 7200 mm for PFA7000, 8200 mm for PFA8000.

Linked together to an electronic display (for example V3P_, V4P_, VE6P_), it supplies a simple and effective system to measure linear motions on cranes, rolling shutters, automatic wood, marble, glass-working machinery etc., with a resolution of ± 0.1 mm.

These transducers are carried out in case in oxidized aluminium.

Overall dimensions



	A	B
PFA 3000 - PFA4000 - PFA 5000 - PFA 6000	105	39,5
PFA8000 - PFA10000 - PFA12000	135	49,5

Mechanical mounting

The wire potentiometer transducer has to be mounted on a flat surface. The 4 fixing bores, two for every side, allow a practical and fast assembling of the transducer on the carrying structure (see figure).

The stainless steel wire that is necessary for the measure goes fixed using the appropriate threaded screw M6. To avoid folds or distortions of the thread do not to exceed the maximum stroke of the wire.

During the assembling do not loosen the wire of the transducer quickly but it has to be followed during the winding. Always pull the wire along just its axis to avoid deviations higher than 2°.

For models having stroke higher than 5000mm it is necessary to install the transducer so that the cover which allows access to the terminals lies on a vertical plane.

**Installation**

Before installing the instrument, read the following warnings:

- Connect the instrument strictly following the instructions of the manual.
- It is the responsibility of the user to check, before using, the correct settings of the parameters of the instrument to avoid damage to persons or things.
- The instrument CANNOT function in a dangerous environment (inflammable or explosive).
The unit has sensible parts to electrostatic charge; therefore the handling of the inner electronic cards has to be carried out with appropriate care to avoid permanent damages.
The working temperature has to be between 0-50°C.

Power supply

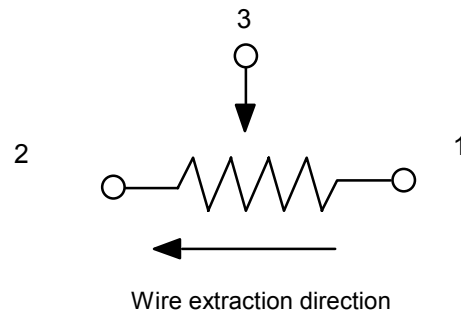
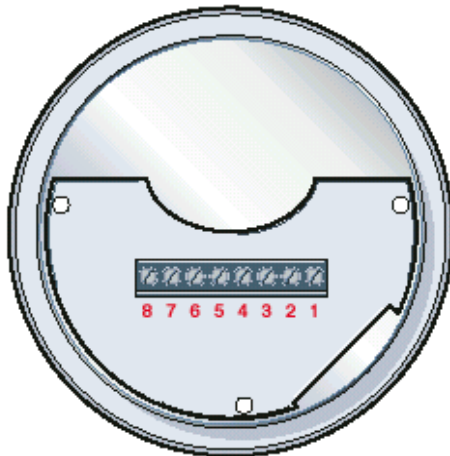
- Before connecting the instrument, check that the power supply tension is within the permitted limits and that it corresponds to the one indicated on the tag.
- Carry out the electrical connections with the instrument disconnected.
- For the power line to instruments and sensors, a power supply line separate from that of the power is required: it is necessary to use an isolating transformer.
- The power line should provide a device that separates the set fuses of the instruments and should not be used to regulate relays, contactors, etc.
- If the network tension is very disordered (ex. from the changeover of the power units, motors, inverters, welders, etc.), use the appropriate filters of the network.
- If an earth connection is needed, ensure that the plant has a good earth system: tension between neutral and earth <1V and the resistance <6 Ohm.

Connections entries

Physically separate the electric cable from those of the power supply; use twisted and shielded wires with the shield connected to the earth only at one point.

Electric wiring

To reach the terminal block unscrew the 3 screws of the cover.



For electrical connections always use a shielded cable (with shield connected to GND) which must be kept separate from power lines or sources of electromagnetic interference. Make the electrical connections with due care and attention: a failure due to a connection error renders the guarantee null and void. The power supply must fall within the admissible range, a value exceeding this range or an alternate current could damage the unit.

Technical characteristics

Stroke	PFA3000: 3200mm - PFA4000: 4200mm - PFA5000: 5200mm PFA6000: 6200mm - PFA8000: 8200mm - PFA10000: 5200mm PFA12000: 12200mm
Max speed	0,5 m/s
Potentiometer resistance	10KOhm +/-10%, other values on request
Linearity	±0,25% max stroke
Wire tension	550gr
Protection degree	IP54
Working temperature	0 ÷ 50 °C
Relative humidity	35 ÷ 85 %
Weight	1500 gr
Case	Anodized aluminium
Cable entries	cable gland PG7 for cable ø 3÷6 mm
Electrical connection	Terminal block
Electromagnetic compatibility	2014/30/EU
RoHS	2011/65/EU

Manufacturer

All communications to the manufacturer should be addressed to:

FIAMA s.r.l., Via G. Di Vittorio, 5/A - 43016 San Pancrazio (Parma) - Italy

Tel. (+39) 0521.672.341 - Fax. (+39) 0521.672.537 – e-mail: info@fiama.it - www.fiama.it

FIAMA srl is not responsible for any damage to persons or things caused by tampering and wrong use and in any case that are not consistent with the features of the instrument.